





CAPRI  
OPTION 1



FRONT ELEVATION



SIDE ELEVATION




TOP VIEW

**DIMENSIONS**

	MILANO	TOSCANO
Length	4'-0"	4'-6"
Depth	4'-3"	4'-9"
Height	2'-11"	3'-3.5"




CAPRI  
OPTION 2



FRONT ELEVATION



SIDE ELEVATION



TOP VIEW

**DIMENSIONS**

	MILANO	TOSCANO
Length	4'-0"	4'-6"
Depth	3'-7.5"	4'-2.5"
Height	2'-9"	3'-3.5"